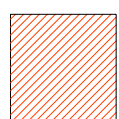



LEGENDA :




Lotto Fondiario
- Mq. 3.295,26



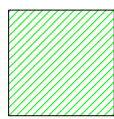
Area Verde Privato
- Mq. 1.908,12



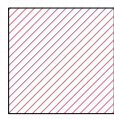
Area Parcheggi Privati
- Mq. 984,62



Area in Cessione Viabilità Pubblica
- Mq. 633,00




Area Standard Verde
- Mq. 2.154,00 = (750,00 + 797,00 + 607,00)




Area Standard Parcheggi
- Mq. 2.487,00 = (1.707,00 + 780,00)



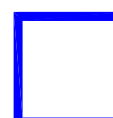
Area Verde Privato ad uso Pubblico
- Mq. 376,00



Area Parcheggi Privati ad Uso Pubblico
- Mq. 2.657,00



Area Cabina Enel
- Mq. 37,00



Perimetrazione Area di Intervento
Mq. 14.532,00